


Monitor / TV-Lift Ket-Screen Lift L 4701

Description

Our TV lift allows you to determine when your screen should be visible - quickly and quietly at the press of a button. Perfectly integrated in furniture, interior walls or ceilings, flat screens or monitors remain concealed until you need them. Whether in the field of education, for business or personal use, Ket-Screen convinces with its stability, ultra compactness and high-quality workmanship. For monitors up to 50" (screen diagonal 127 cm) and weights up to 70 kg.

Special features

- High lifting speed
- Simple installation for different assembly situations
- Can be supplied with any stroke up to 1100 mm
- Very low noise level allows applications in noise sensitive areas



Variant key

4701.00	Lift Large		
		Power supply EU/ 230 V & power cable with 3-pin Schuko plug	
	LL01	High load: VESA standard fastening plate	
	LL03	Standard: VESA standard fastening plate	
		Power supply USA/ 110 V & power cable with 3-pin plug	
	LL11	High load: VESA standard fastening plate	
	LL12	Standard: VESA standard fastening plate	
		Hub in mm	
	HXXXX	customized variable	
4701.00-	LL01	H0600	Example

Technical data

Ket-Screen Lift Large	High load	Standard
Stroke	customer specification max. 1100 mm	customer specification max. 1100 mm
Retracted length	Stroke + 142 mm	Stroke + 142 mm
Maximum load	700 N	300 N
Maximum screen size	50"	50"
Movement speed	90 mm/s	90 mm/s
Item number	4701.00-LLX1HXXXX	4701.00-LLX2HXXXX

TV-Lift „Ket-Screen Lift L“ Set consisting of:

1x Control box Compact-3 in required power supply

- Controlled via manual switch
- Connection for anti-pinch system
- Dimensions: 264 x 103 x 37 mm



1x Power cable

- 3-pin Schuko - Europe (for variants LS0X) or alternatively
- 3-pin plug - USA (for variants LS1X)



Further power cables on the „Compact Controller“ page in the „Accessories“ chapter

1x Motor cable

- Standard variants (LL02 and LL12):
The cable is integrated in the motor
- High load variants (LL01 and LL11):
Two motor cables (approx. 2 m long) are attached

1x RF remote control

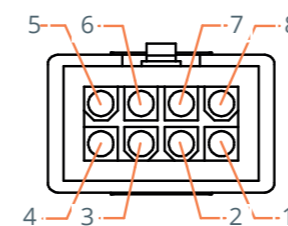
- Consisting of RF receiver, remote control (including battery) and manual



Hand control with cable can be ordered separately on the page "Hand controls and motor cables" in the "Accessories" chapter.

Pin assignment

Motor, respectively motor cable at LL01/LL11



4. Motor black -
8. Motor blue +

2. Hall sensor red +5V
1. Hall sensor violet, output 1
3, 7. Hall sensor black -
5. Hall sensor green, output 2




Adjustment screw

2 pieces incl. nut
adjustment range: max. 75 mm


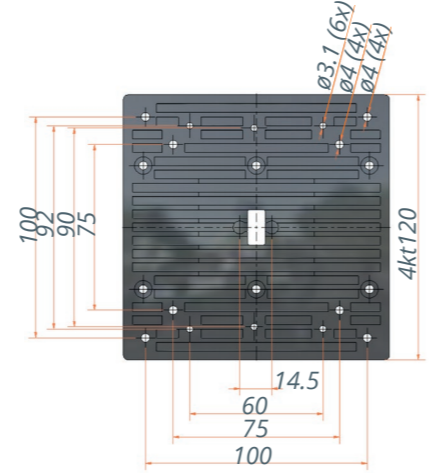
Technical notes

- **Safety instructions**
Please take attention to crushing points when installing in a housing.
- Attention: In case of repair the TV lift unit must always be returned together with the control unit

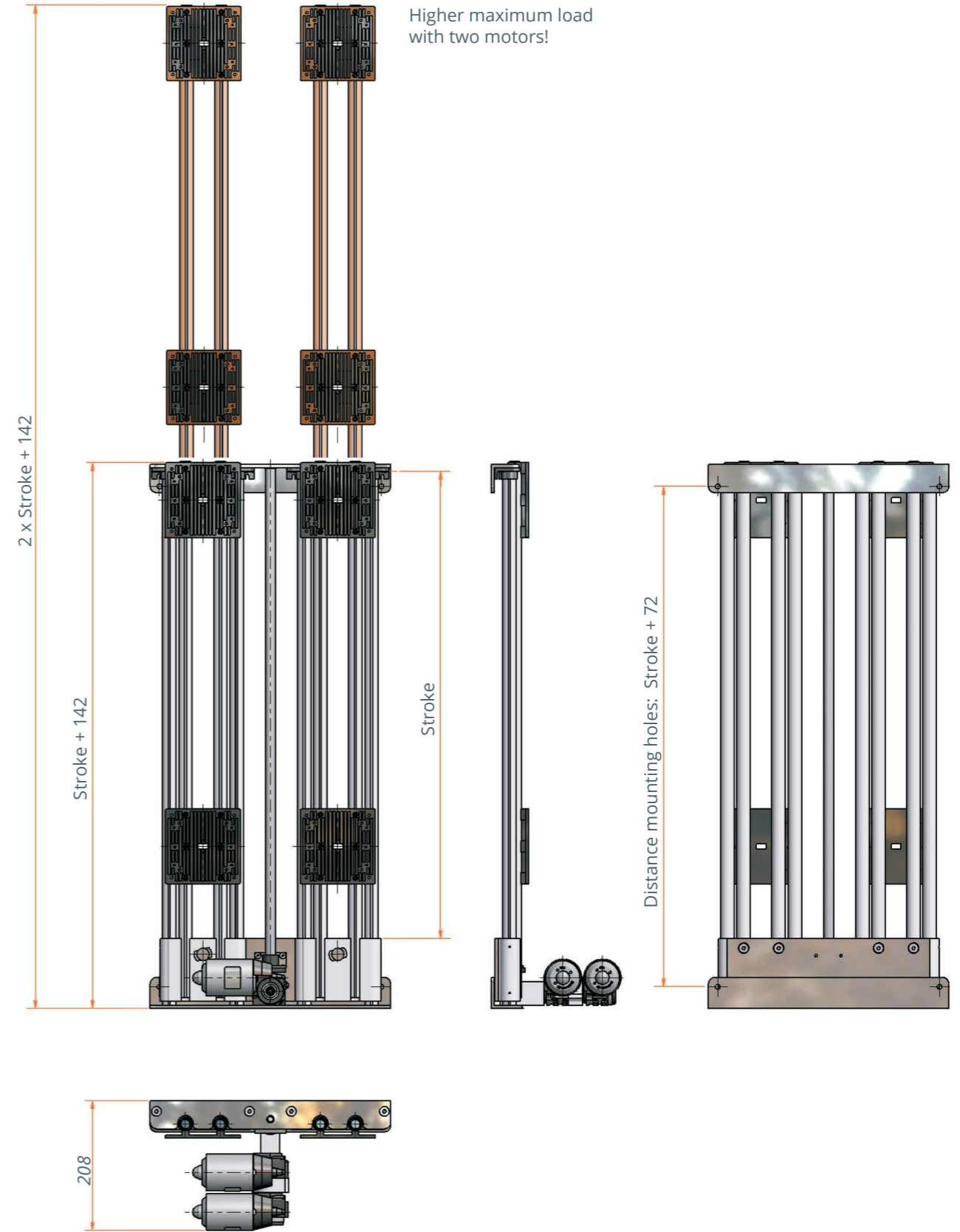
Standard



Mounting plate according to VESA Norm



High Load



Distance mounting holes: Stroke + 72

Distance mounting holes: Stroke + 72